

Ballast compatibility list of OSRAM DULUX® LED

November 2018

OSRAM DULUX® D/E

- OSRAM DULUX® D/E 18 LED 7W/830 230V HF G24q-2 3
- OSRAM DULUX® D/E 18 LED 7W/840 230V HF G24q-2 3
- OSRAM DULUX® D/E 26 LED 10W/830 230V HF G24q-3 4
- OSRAM DULUX® D/E 26 LED 10W/840 230V HF G24q-3 4

OSRAM DULUX® L

- OSRAM DULUX® L 18 LED 7 W 830 HF 2G11 5
- OSRAM DULUX® L 18 LED 7 W 840 HF 2G11 5
- OSRAM DULUX® L 36 LED 18 W 830 HF 2G11 6
- OSRAM DULUX® L 36 LED 18 W 840 HF 2G11 6

Ballast compatibility list of OSRAM DULUX® LED

November 2018

Important notice:

The compatibility list is based upon testing conducted by the manufacturer in a lab simulated environment, and the result can vary in certain applications due to number of factors.

This document is for information purposes only and must be treated as reference only.

Applications and conditions of use are varied and beyond LEDVANCE control.

Prior to installation please read User instruction sheet which is included in the product packaging.

LEDVANCE does not accept any responsibility, warranty or liability when using ballasts not mentioned in the table.



All OSRAM DULUX® LED lamps can be operated directly on AC mains as well.










































Compatibility test result will be updated on a regular basis. Please check the latest compatibility list at:

www.ledvance.com/ecg-compatibility

OSRAM DULUX® D/E 18 LED 7W/830 230V HF G24q-2


OSRAM DULUX® D/E 18 LED 7W/840 230V HF G24q-2

 compatible
 not compatible

Brand	Model	EAN / Ref.no	Lamps on ballast	Compatibility with OSRAM DULUX® D/E 18 LED 7W 830/840 230V HF G24q-2
				Product EAN10 No. 4058075135208 4058075135222
OSRAM	EZ T/E 1x13/220-240	4008321675286	2	
	EZ T/E 1x18/220-240	4008321675224	1	
	EZ-T/E 1x13 / 220-240	4008321675262	1	
	QT-ECO 1X18-21 /220-240s	4050300794907	1	
	QT-ECO T/E 2x18/220-240	4050300803982	2	
	QTP-T/E 1x18, 2x18	4008321537065	1	
	QTP-T/E 1x18, 2x18	4008321537065	2	
Philips	HF-MATCHBOX		1	
	HF-P 1 18 PL-T/C III		1	
	HF-P 1/2 18 PL-T/C III	8711500881038	1	
	HF-P 1/2 18 PL-T/C III	8711500881038	2	
	HF-P 118 PL-L 220-240		1	
	HF-P 2 18 PL-T/C EII		2	
	HF-P 2 18 PL-T/C III	8711500881038	2	
	HF-R 118 PL-T/C EII	8718291176923	1	
	HF-R 218 PL-T/C EII	8718291176985	2	
	HF-R TD 218 PL-T/C EII 220-240	8711500913425	2	
	HF-S 1/2 18 PL-T/C II SR	8718291169635	1	
	HF-S 1/2 18 PL-T/C II SR	8718291169635	2	
	HF-S 118 PL-T/C II SR	8718291169659	1	
HF-S 218 PL-T/C II SR	8718291169635	2		
Helvar	EL 1/2X18-42TCs	8595209937445	1	
	EL 1/2X18-42TCs	8595209937445	1	
Tridonic	PC 2X18 TC TOP	9006210446578	2	
	PC 1/2X18 TC PRO	9006210345598	1	
	PC 1/2X18 TC PRO	9006210345598	2	
	PC 1/2X18 TC PRO sr	9006210346137	1	
	PC 1/2X18 TC PRO sr	9006210346137	2	
	PC 1X18 TC TOP	9006210446509	1	
	PC 1X18-24W BASIC sl	9006210226910	1	
Vossloh-Schwabe	ELXc 218.881	183136	2	
	ELXc 218.871	188713	1	
	ELXc 218.871	188713	2	
	ELXc 118.879	183134	1	
	ELXs 121.901	188663	1	
	ELXs 121.904	188664	1	
b,a,g,	BCS 18.1-2Q-01/220-240	4046189025959	1	
	BCS 18.1-2Q-01/220-240	4046189025959	2	
TCI	MBQ 118/2	137968/118	1	
	MBQ 218/2	137968/218	2	
	BCC 121	137946HTC	1	

OSRAM DULUX® D/E 26 LED 10W/830 230V HF G23q-3

OSRAM DULUX® D/E 26 LED 10W/840 230V HF G23q-3

























 compatible
 not compatible

Brand	Model	EAN / Ref.no	Lamps on ballast	Compatibility with OSRAM DULUX® D/E 26 LED 10W 830/840 230V HF G24q-2
				Product EAN10 No. 4058075135246 4058075135260
OSRAM	QTP-M 1x26-42	4008321329134	1	
	QTP-M 2x26-32	4008321329158	2	
	QT-ECO 1X26/220-240 S	4008321065971	1	
	QT-M 2x26-42/220-240 S	4008321110022	2	
	EZ-T/E 2x26/220-240	4008321675323	2	
	QTP-T/E 1x26-42,2x26	4008321537089	2	
	QTP-T/E 1x26-42,2x26	4008321537089	1	
Philips	HF-P 1 22-42 PL-T/C/L/TL5C EII	8711500913975	1	
	HF-P 2 22-42 PL-T/C/L/TL5C EII	8711500913999	2	
	HF-P 2 26 PL-T/C III	8711500881052	2	
	HF-P 1/2 26 PL-T/C III	8711500881052	1	
	HF-P 1/2 26 PL-T/C III	8711500881052	2	
	HF-S 1/2 26 PL-T/C II SR	8711500881052	1	
	HF-S 1/2 26 PL-T/C II SR	8718291169598	2	
	HF-S 226 PL-T/C II SR		2	
	HF-R TD 1 26-42 PL-T/C EII 220-		1	
	HF-Ri TD 2 26-42 PL-T/C E+	8718291241690	1	
	HF-R 2 26-42 PL-T/C EII	8711500880758	1	
HF-Ri TD 1 26-42 PL-T/C E+	8718291241676	1		
	HF-R 1 26-42 PL-T/C EII	8711500880765	1	
Vossloh-Schwabe	ELXc 142.876	188888	1	
	ELXc 142.876	188888	2	
	ELXc 242.877	188889	2	
	ELXc 142.872	188700	1	
	ELXc 142.872	188700	2	
	ELXc 126.906	188667	1	
b,a,g,	BCS42.1Q-01/220-240	10097535	1	
	BCS42.1/26.2Q-01/220-240	10097545	n/a	
	BCS42.1/26.2LS-01/220-240	10095045	n/a	
	BCS70.1/42.2Q-01/220-240	10097546	1	
	BCS70.1/42.2Q-01/220-240	10097546	2	
TCI	MBQ 142/2	137968/142	1	
	BCC 126	137949HTC	1	
	MBQ 242/2	137962/242	1	
	MBQ 226/2	137968/226	1	

OSRAM DULUX® L 18 LED 7W/830 HF 2G11



OSRAM DULUX® L 18 LED 7W/840 HF 2G11






























 compatible
 not compatible

Brand	Model	EAN / Ref.no	Lamps on ballast	Compatibility with OSRAM DULUX® L 18 LED 7W 830/840 230V HF 2G11
				Product EAN10 No. 4058075135369 4058075135383
OSRAM	Qti 1x14/24/21/39 GII	4008321383334	1	
	QTISe 1x18/220-240	4050300775388	1	
	QTP-OPTIMAL 1X18-40	4008321873743	1	
	QTP-DL 1X18-24	4008321117861	1	
	Qti 1x14/24 DIM	4050300870922	1	
	Qti DALL 2X14/24 DIM	4050300870861	2	
	Qti 2x14/24/21/39 GII	4008321383396	2	
	QTISe 2x18/220-240	4050300775401	2	
	QTP-OPTIMAL 2X18-40	4008321873767	2	
QTP-DL 2X18-40	4008321117885	2		
Philips	HF-P 118/136 TL-D II	8711500999641	1	
	HF-S 118/136 TL-D II	9137 130 321	1	
	HF-Pi 1 14/21/24/39 TL5 EII	9137 006 240	1	
	HR-R TD 118 TL-D EII		1	
	HF-Pi 2 14/21/24/39 TL5 EII	9137 006 242	2	
	HF-P 218/236 TL-D III	8711500999665	2	
	HF-S 3/418 TL-D II	9137130326	3	
	HF-S 3/418 TL-D II	9137130326	4	
Tridonic	PC 1/14-35/24/39 T5 PRO-MIp	22176182	1	
	PC 2X18 T8 TEC	87500256	2	
	PC 2/36/4X18 T8 TEC	87500260	4	
Vossloh-Schwabe	ELXc 140.862	188140	1	
	ELXC 240.863	188616	2	
	ELXC 236.208	188705	2	

OSRAM DULUX® L 36 LED 18W/830 HF 2G11

OSRAM DULUX® L 36 LED 18W/840 HF 2G11

 compatible
 not compatible

Brand	Model	EAN / Ref.no	Lamps on ballast	Compatibility with OSRAM DULUX® L 36 LED 18W 830/840 HF 2G11
				Product EAN10 No. 4058075135406 4058075135420
OSRAM	QT 1X36 DIM	4008321645623	1	
	Qti 1x14/24/21/39 GII	4008321383334	1	
	Qti 1x14/24/21/39 GII	4008321383334	2	
	QTP-DL 1X36-40	4008321117908	1	
	QTP-DL 2X36-40	4008321117922	2	
	QTP-OPTIMAL 1X18-40	4008321873743	1	
	QTP-OPTIMAL 2X18-40	4008321873767	2	
Philips	HF-B 136/236 TLD EII 220-240	9137 001 928	1	
	HF-B 136 TLD EII 220-240	9137 001 926	1	
	HF-P 118/136 TL-DII		1	
	HF-S 118/136 TL-D II	9137 130 321	1	
	HF-Pi 1 14/21/24/39 TL5 EII 220-	9137 006 240	1	
	HF-B 136/236 TLD EII 220-240	9137 001 928	2	
	HF-Pi 2 14/21/24/39 TL5 EII 220-	9137 006 242	2	
	HF-P 218/236 TL-D III	91166400	2	
	HF-R TD 236 PL-L EII		2	
	HF-R 236 PLL EII 220-240	9137 006 200	2	
HF-S 336 TL-D II	9137 130 327	3		
Helvar	EL1X39/36ngn5	2050000258251	1	
	EL 2X39/36 ngn5	8595209930170	2	
Tridonic	PC 1/14-35/24/39 T5 PRO-MIp	22176182	1	
	PC 1/36 TCL PRO	87500507	1	
	PC 1X36 T8 TEC	87500258	1	
	PC 2/36 TCL PRO	87500518	2	
	PC 2X36/4X18 T8 TEC	87500260	2	
	PC 2X36 T8 TEC	87500259	2	
	PC 2X36 T8 TEC	87500116	2	
Vossloh-Schwabe	ELXc 140.862	188140	1	
	ELXC 240.863	188616	2	
	ELXC 236.208	188705	2	